

ARCHITECTURAL CONCRETE MASONRY

[Serving Colorado]





Denver Public Library



Denver Rescue Mission



TABLE OF CONTENTS

CMU

ADVANTAGES | 04

SHAPES

BOLD SERIES | 06

ABRI | 08

4-INCH CMU | 09

6-INCH CMU | 10

8-INCH CMU | 11

10-INCH CMU | 12

12-INCH CMU | 13

COLORS & TEXTURES

PRECISION COLORS | 14

COMB COLORS | 16

SPLIT FACE COLORS | 18

GROUND FACE COLORS | 20

MORTAR COLORS | 22

TEXTURES | 23

SPECIALTY

SCREEN BLOCK | 24

SPEC-BRICK® | 25

SPECIFY WITH CONFIDENCE

All our products are manufactured to meet or exceed CMU manufacturing standards for strength and durability. Our commitment to providing high-quality products and excellent customer service will ensure that your project will be customized to your needs.

Meet with one of Basalite's CMU experts to help with your project, from the initial planning stages through final engineering and approval.



REQUEST SAMPLES
Need product samples?
Email cmu@basalite.com or call 1-800-289-2562 to get your samples



TECHNICAL DOCUMENTS
Looking for data sheets, specifications, Environmental Product Declarations and technical notes? Visit basalite-cmu.com



LOCALLY MADE
Every Basalite CMU is proudly manufactured in our Colorado facility, allowing us to deliver precision-made products to you, wherever and whenever you need them.

CONCRETE MASONRY

CMU HAS MORE ADVANTAGES THAN YOU CAN IMAGINE.

MOISTURE PROTECTION & EFFLORESCENCE CONTROL

When it comes to moisture protection, you can specify an Integral Water Repellent (IWR) in both Basalite® block and mortar. During the manufacturing process we use Integral Water Repellent add mixtures that are mixed throughout the concrete. The IWR increases resistance to wind-driven rain, moisture penetration, and reduces efflorescence.

COLORS & TEXTURES

Turn ordinary into a visual masterpiece by blending Basalite® colors, surface textures, sizes and shapes. We offer a large selection of Standard, Premium and special order colors that are available in Split Face, Ground Face and Precision textures. Speak with your local product expert to get samples.

SHAPES & SIZES

Create unique and memorable design details with Basalite®'s variety of concrete masonry sizes and shapes. From a large 24" long block to specialty sills.

RESILIENCY

Buildings and structures with resilient design and materials can recover quicker following disasters, reduce green house emissions and improve the impacts of a building on the health and performance of occupants. Concrete masonry construction has inherent strength, durability, longevity, fire resistance, seismic and blast resistance all of which contribute to the resiliency of the built environment and can contribute to LEED credits

THERMAL PERFORMANCE

Due to the thermal mass of concrete masonry construction, some energy codes and standards require less insulation in CMU buildings than in equivalent light-frame structures. Although the thermal mass and inherent R-value/U-factor of CMU may be enough to meet energy code requirements (particularly in warmer climates), CMU buildings may need additional insulation.



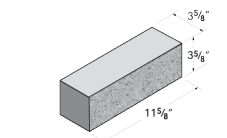
SHAPES | BOLD SERIES

FOR MORE INFORMATION
Call 1-800-289-2562
or visit basalite-cmu.com

MAKE A BOLD STATEMENT

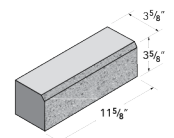
The Basalite® Bold series is a large scale CMU available in a variety of sizes, textures and colors. This oversized unit allows for minimal grout lines

while providing a smooth and cohesive appearance, which makes it perfect for sleek and modern designs.



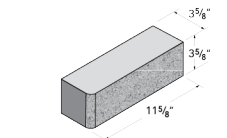
4x4x12
Solid

C | SF | GF | SBL | GFS



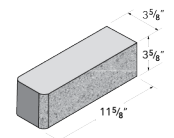
4x4x12
Solid Chamfer

GF | SBL | GFS



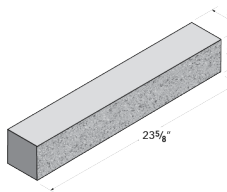
4x4x12
Single Bullnose

P | GF | SBL | GFS



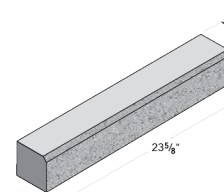
4x4x12
Double Bullnose

P | GF | SBL | GFS



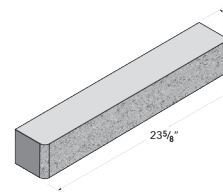
4x4x24
Solid

P | C | SF | GF | SBL | GFS



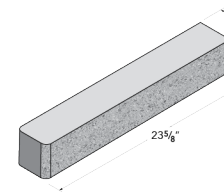
4x4x24
Solid Chamfer

P | GF | SBL | GFS



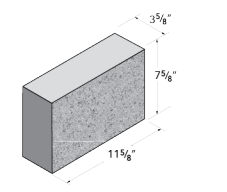
4x4x24
Single Bullnose

P | GF | SBL | GFS



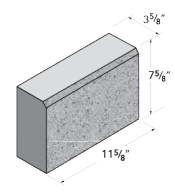
4x4x24
Double Bullnose

P | GF | SBL | GFS



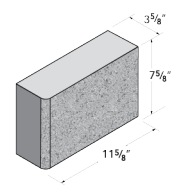
4x8x12
Solid

P | C | SF | GF | SBL | GFS



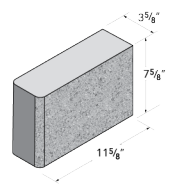
4x8x12
Solid Chamfer

P | GF | SBL | GFS



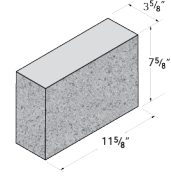
4x8x12
Single Bullnose

P | GF | SBL | GFS



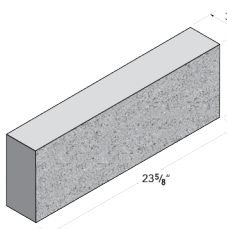
4x8x12
Double Bullnose

P | GF | SBL | GFS



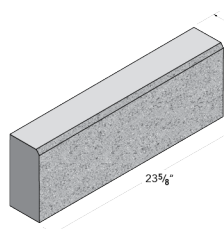
4x8x12
1 face 1 End

P | C | SF | GF | SBL | GFS



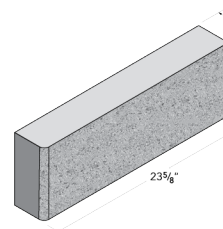
4x8x24
Solid

P | C | SF | GF | SBL | GFS



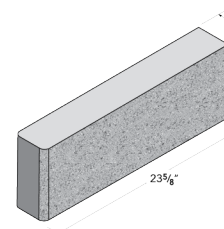
4x8x24
Solid Chamfer

P | GF | SBL | GFS



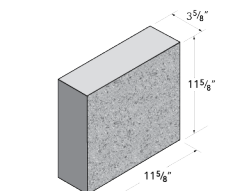
4x8x24
Single Bullnose

P | GF | SBL | GFS



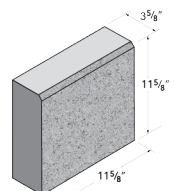
4x8x24
Double Bullnose

P | GF | SBL | GFS



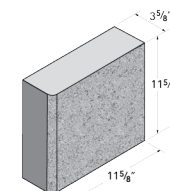
4x12x12
Solid

GF | SBL | GFS



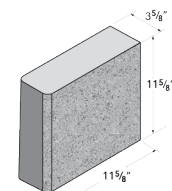
4x12x12
Solid Chamfer

GF | SBL | GFS



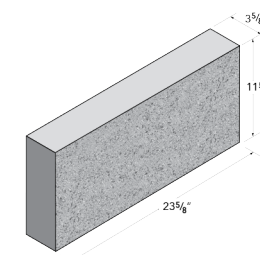
4x12x12
Single Bullnose

GF | SBL | GFS



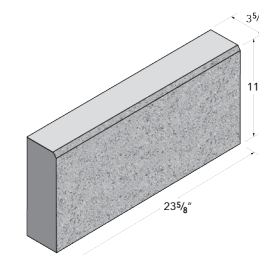
4x12x12
Double Bullnose

GF | SBL | GFS



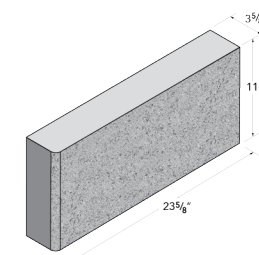
4x12x24
Solid

GF | SBL | GFS



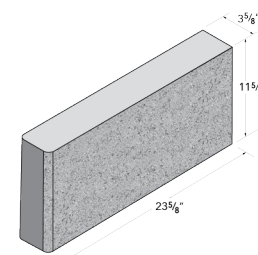
4x12x24
Solid Chamfer

GF | SBL | GFS



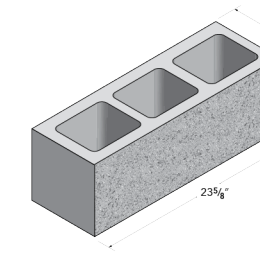
4x12x24
Single Bullnose

GF | SBL | GFS



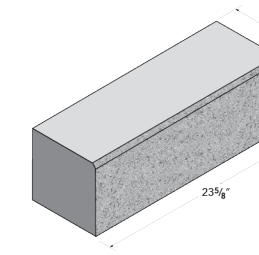
4x12x24
Double Bullnose

GF | SBL | GFS



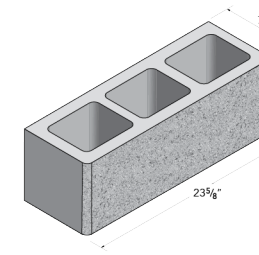
8x8x24
Standard

P | C | SF | GF | SBL | GFS



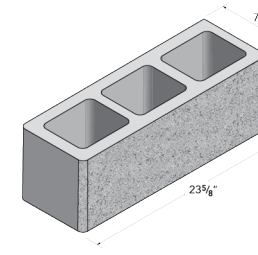
8x8x24
Solid Chamfer

P | C | SF | GF | SBL | GFS



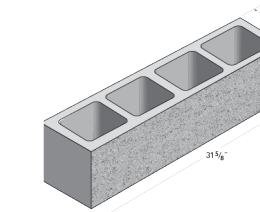
8x8x24
Single Bullnose

P | GF | SBL | GFS



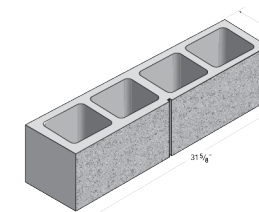
8x8x24
Double Bullnose

P | GF | SBL | GFS



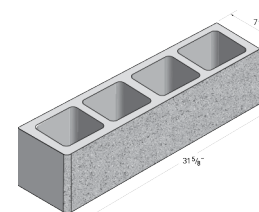
8x8x32
Standard

P | GF | SBL | GFS



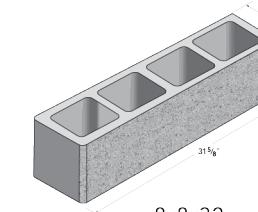
8x8x32
Single Score

P | GF | SBL | GFS



8x8x32
Single Bullnose

P | GF | SBL | GFS



8x8x32
Double Bullnose

P | GF | SBL | GFS






Stapleton Library

P | PRECISION C | COMB SF | SPLIT FACE GF | GROUND FACE SBL | SHOT BLAST GFS | GROUND FACE SHOT BLAST

P | PRECISION C | COMB SF | SPLIT FACE GF | GROUND FACE SBL | SHOT BLAST GFS | GROUND FACE SHOT BLAST

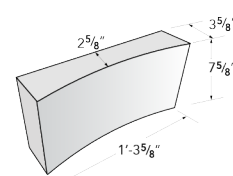
SHAPES | ABRI

FOR MORE INFORMATION
Call 1-800-289-2562
or visit basalite-cmu.com



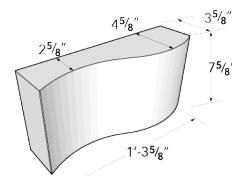
BRING A NEW DIMENSION

ABRI units are available in five shapes and are suitable for vertical or horizontal placement. This opens up a world of possibilities to create unique and fresh wall designs with unexpected profiles and combinations.



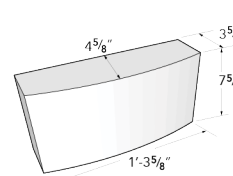
Abri Concave

IPI



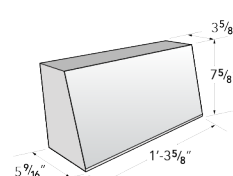
Abri Serpentine

IPI



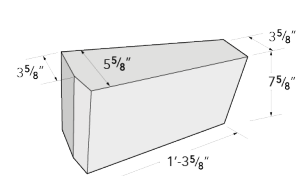
Abri Convex

IPI



Abri Shingle

IPI



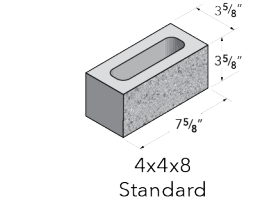
Abri Wedge

IPI

P | PRECISION C | COMB SF | SPLIT FACE GF | GROUND FACE SBL | SHOT BLAST GFS | GROUND FACE SHOT BLAST

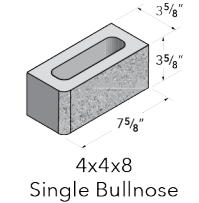
SHAPES | 4-INCH CMU

FOR MORE INFORMATION
Call 1-800-289-2562
or visit basalite-cmu.com



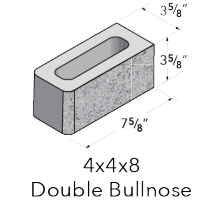
4x4x8 Standard

P | C | SF | GF | SBL | GFS



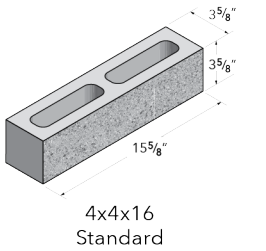
4x4x8 Single Bullnose

P | GF | SBL | GFS



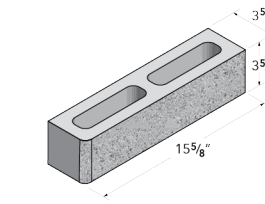
4x4x8 Double Bullnose

P | GF | SBL | GFS



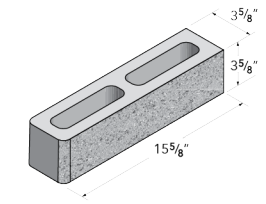
4x4x16 Standard

P | C | GF | SBL | GFS



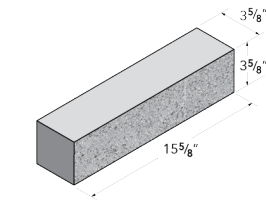
4x4x16 Single Bullnose

P | GF | SBL | GFS



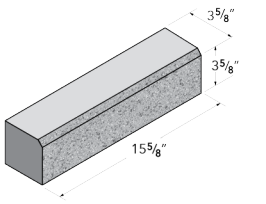
4x4x16 Double Bullnose

P | GF | SBL | GFS



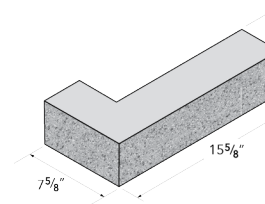
4x4x16 Solid

P | C | SF | GF | SBL | GFS



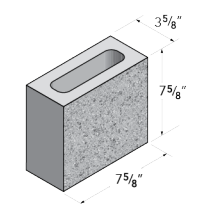
4x4x16 Solid Chamfer

P | GF | SBL | GFS



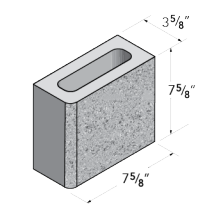
4x4x16x8 L Return

P | C | SF | GF | SBL | GFS



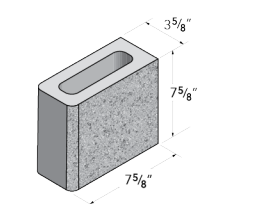
4x8x8 Standard

P | C | SF | GF | SBL | GFS



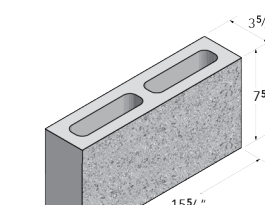
4x8x8 Single Bullnose

P | GF | SBL | GFS



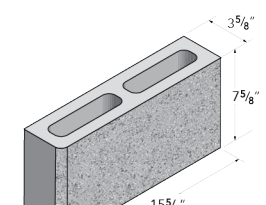
4x8x8 Double Bullnose

P | GF | SBL | GFS



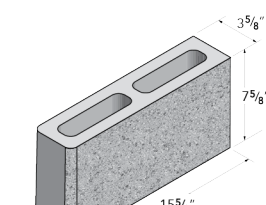
4x8x16 Standard

P | C | SF | GF | SBL | GFS



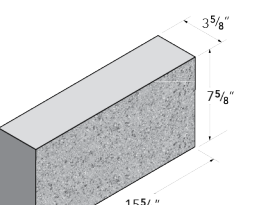
4x8x16 Single Bullnose

P | GF | SBL | GFS



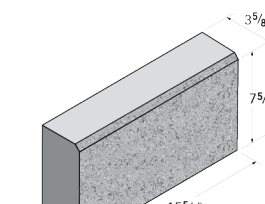
4x8x16 Double Bullnose

P | GF | SBL | GFS



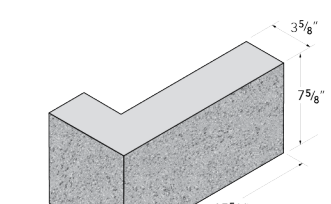
4x8x16 Solid

P | C | SF | GF | SBL | GFS



Solid Chamfer 4x8x16

P | GF | SBL | GFS



4x8x16x8 L Return

P | C | SF | GF | SBL | GFS

P | PRECISION C | COMB SF | SPLIT FACE GF | GROUND FACE SBL | SHOT BLAST GFS | GROUND FACE SHOT BLAST

TEXTURES

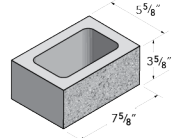
Basalite CMU is available in six textures. Precision, Comb, Split Face, Ground Face, Shot Blast and Ground Face Shot Blast. See page 21 for texture samples.

SHAPES | 6-INCH CMU

FOR MORE INFORMATION
Call 1-800-289-2562
or visit basalite-cmu.com

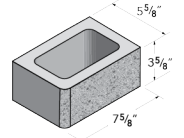
SHAPES | 8-INCH CMU

FOR MORE INFORMATION
Call 1-800-289-2562
or visit basalite-cmu.com



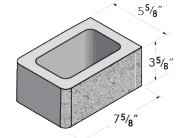
6x4x8
Standard

P | C | SF | GF | SBL | GFS



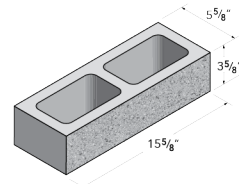
6x4x8
Single Bullnose

P | GF | SBL | GFS



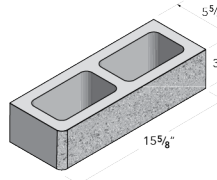
6x4x8
Double Bullnose

P | GF | SBL | GFS



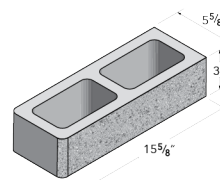
6x4x16
Standard

P | C | SF | GF | SBL | GFS



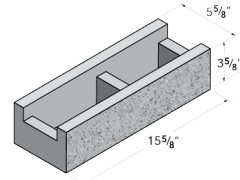
6x4x16
Single Bullnose

P | C | SF | GF | SBL | GFS



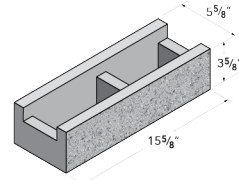
6x4x16
Double Bullnose

P | GF | SBL | GFS



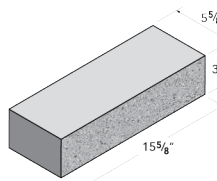
6x4x16
Bond Beam

P | C | SF | GF | SBL | GFS



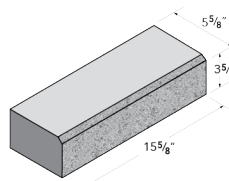
6x4x16
Solid Bottom Bond Beam

P | C | SF | GF | SBL | GFS



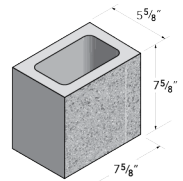
6x4x16
Solid

P | C | SF | GF | SBL | GFS



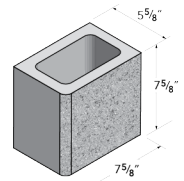
6x4x16
Solid Chamfer

P | GF | SBL | GFS



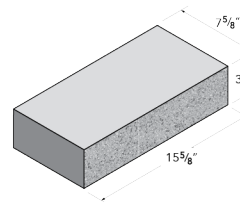
6x8x8
Standard

P | C | SF | GF | SBL | GFS



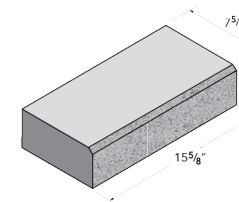
6x8x8
Single Bullnose

P | GF | SBL | GFS



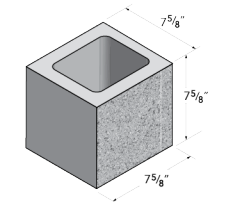
8x4x16
Solid

P | C | SF | GF | SBL | GFS



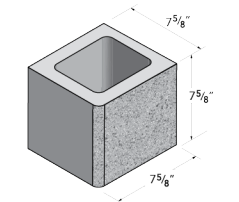
8x4x16
Solid Chamfer

P | GF | SBL | GFS



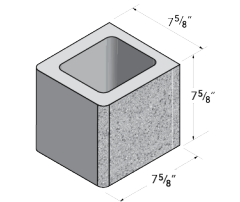
8x8x8
Standard

P | C | SF | GF | SBL | GFS



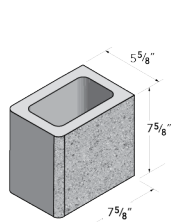
8x8x8
Single Bullnose

P | GF | SBL | GFS



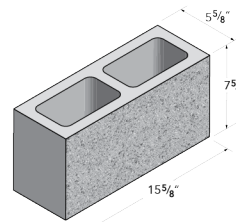
8x8x8
Double Bullnose

P | GF | SBL | GFS



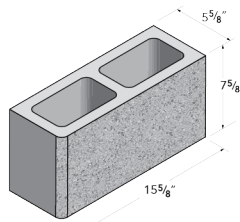
6x8x8
Double Bullnose

P | GF | SBL | GFS



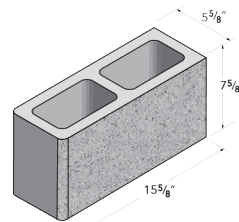
6x8x16
Standard

P | C | SF | GF | SBL | GFS



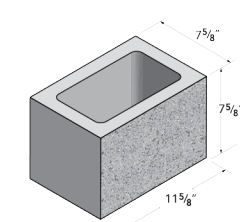
6x8x16
Single Bullnose

P | GF | SBL | GFS



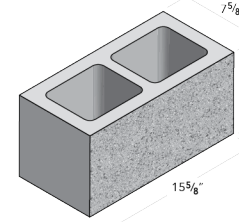
6x8x16
Double Bullnose

P | GF | SBL | GFS



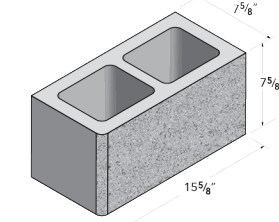
8x8x12
Standard

P | C | SF | GF | SBL | GFS



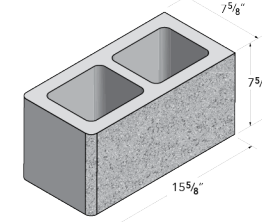
8x8x16
Standard

P | C | SF | GF | SBL | GFS



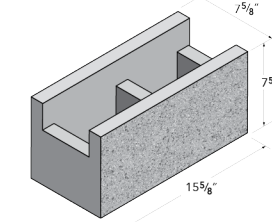
8x8x16
Single Bullnose

P | GF | SBL | GFS



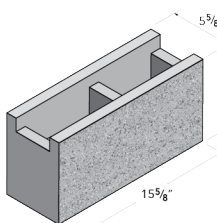
8x8x16
Double Bullnose

P | GF | SBL | GFS



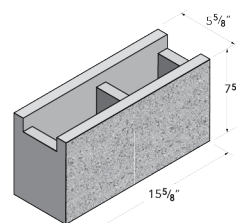
8x8x16
Bond Beam

P | C | SF | GF | SBL | GFS



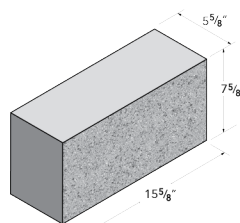
6x8x16
Bond Beam

P | C | SF | GF | SBL | GFS



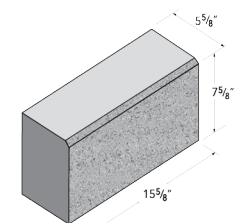
6x8x16
Solid Bottom Bond Beam

P | C | SF | GF | SBL | GFS



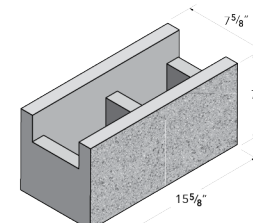
6x8x16
Solid

P | C | SF | GF | SBL | GFS



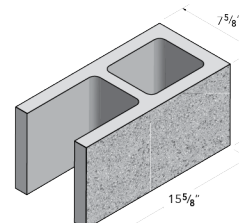
6x8x16
Solid Chamfer

P | GF | SBL | GFS



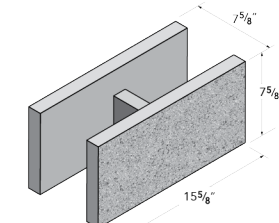
8x8x16
Solid Bottom Bond Beam

P | C | SF | GF | SBL | GFS



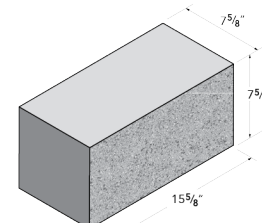
8x8x16
SCOE Block

P | C | SF | GF | SBL | GFS



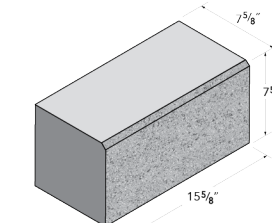
8x8x16
H Block

P | C | SF | GF | SBL | GFS



8x8x16
Solid

P | C | SF | GF | SBL | GFS



8x8x16
Solid Chamfer

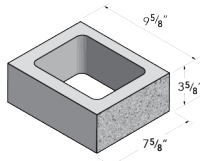
P | GF | SBL | GFS

P | PRECISION C | COMB SF | SPLIT FACE GF | GROUND FACE SBL | SHOT BLAST GFS | GROUND FACE SHOT BLAST

P | PRECISION C | COMB SF | SPLIT FACE GF | GROUND FACE SBL | SHOT BLAST GFS | GROUND FACE SHOT BLAST

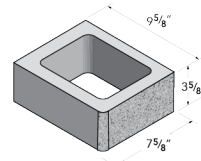
SHAPES | 10-INCH CMU

FOR MORE INFORMATION
Call 1-800-289-2562
or visit basalite-cmu.com



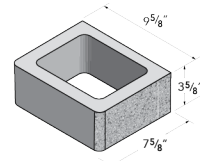
10x4x8
Standard

P | C | SF | GF | SBL | GFS



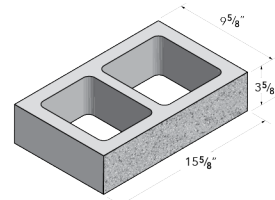
10x4x8
Single Bullnose

P | GF | SBL | GFS



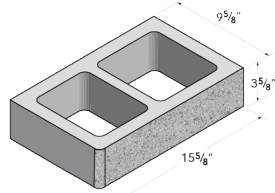
10x4x8
Double Bullnose

P | GF | SBL | GFS



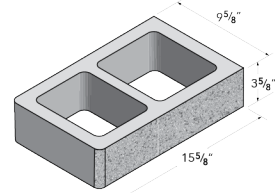
10x4x16
Standard

P | C | SF | GF | SBL | GFS



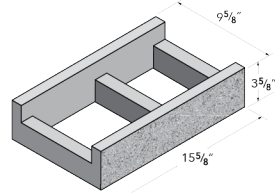
10x4x16
Single Bullnose

P | GF | SBL | GFS



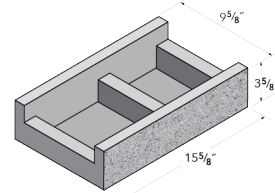
10x4x16
Double Bullnose

P | GF | SBL | GFS



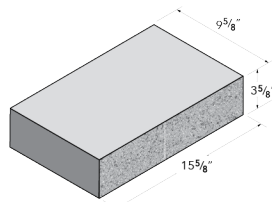
10x4x16
Bond Beam

P | C | SF | GF | SBL | GFS



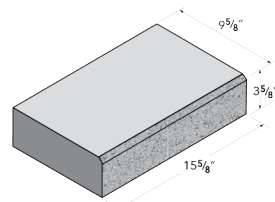
10x4x16
Solid Bottom Bond Beam

P | C | SF | GF | SBL | GFS



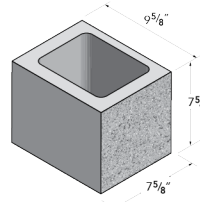
10x4x16
Solid

P | C | SF | GF | SBL | GFS



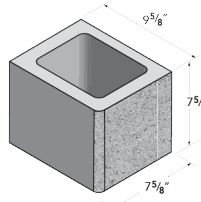
10x4x16
Solid Chamfer

P | GF | SBL | GFS



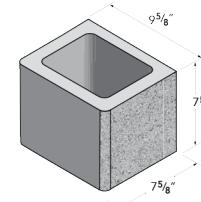
10x8x8
Standard

P | C | SF | GF | SBL | GFS



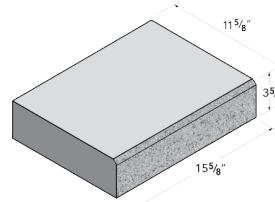
10x8x8
Single Bullnose

P | GF | SBL | GFS



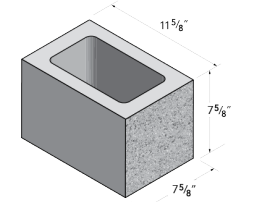
10x8x8
Double Bullnose

P | GF | SBL | GFS



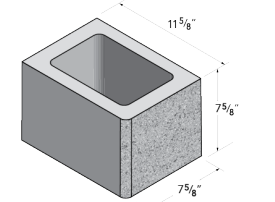
12x4x16
Solid Chamfer

P | GF | SBL | GFS



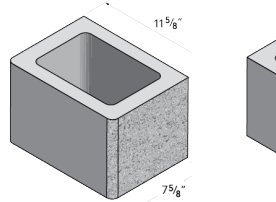
12x8x8
Standard

P | C | SF | GF | SBL | GFS



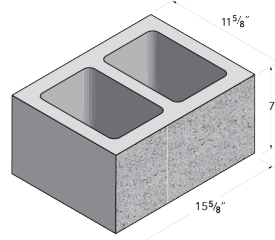
12x8x8
Single Bullnose

P | GF | SBL | GFS



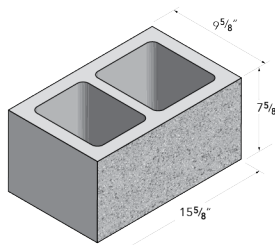
12x8x8
Double Bullnose

P | GF | SBL | GFS



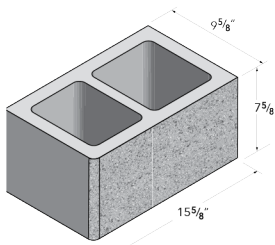
12x8x16
Standard

P | C | SF | GF | SBL | GFS



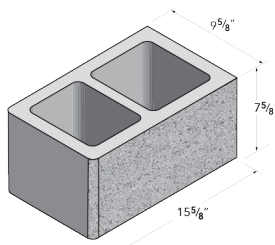
10x8x16
Standard

P | C | SF | GF | SBL | GFS



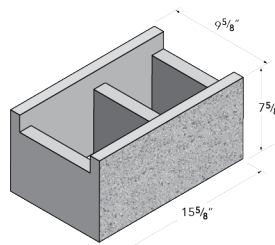
10x8x16
Single Bullnose

P | GF | SBL | GFS



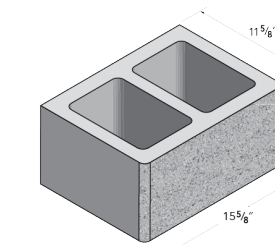
10x8x16
Double Bullnose

P | GF | SBL | GFS



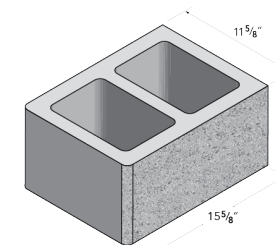
10x8x16
Bond Beam

P | C | SF | GF | SBL | GFS



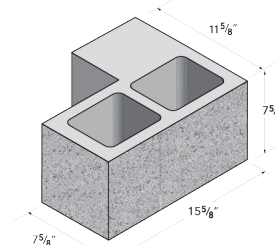
12x8x16
Single Bullnose

P | GF | SBL | GFS



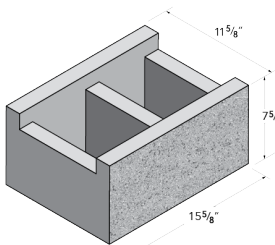
12x8x16
Double Bullnose

P | GF | SBL | GFS



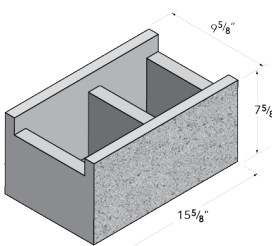
8x8x16x12
L Return

P | C | SF | GF | SBL | GFS



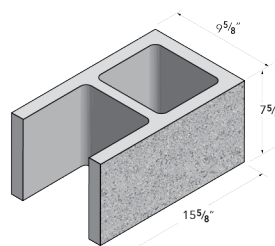
12x8x16
Bond Beam

P | C | SF | GF | SBL | GFS



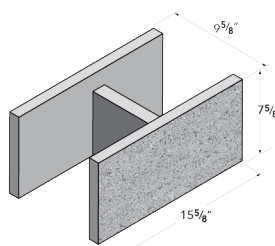
10x8x16
Solid Bottom Bond Beam

P | C | SF | GF | SBL | GFS



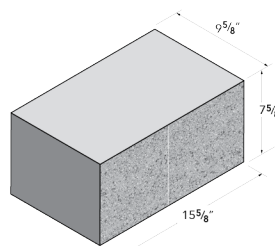
10x8x16
SCOE Block

P | C | SF | GF | SBL | GFS



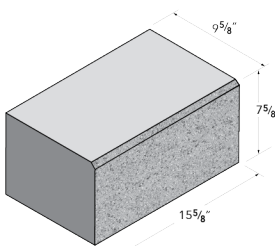
10x8x16
H Block

P | C | SF | GF | SBL | GFS



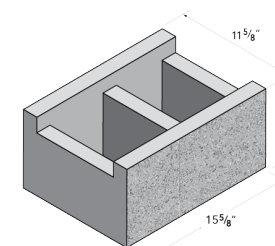
10x8x16
Solid

P | C | SF | GF | SBL | GFS



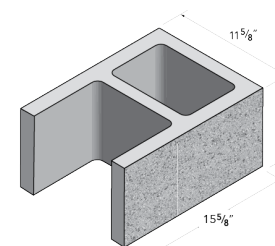
10x8x16
Solid Chamfer

P | GF | SBL | GFS



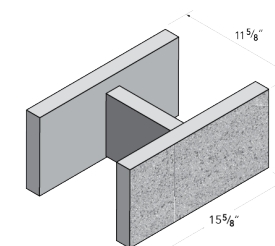
12x8x16
Solid Bottom Bond Beam

P | C | SF | GF | SBL | GFS



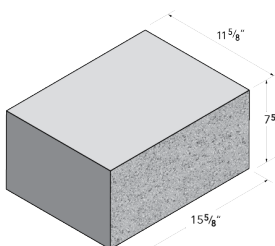
12x8x16
SCOE Block

P | C | SF | GF | SBL | GFS



12x8x16
H Block

P | C | SF | GF | SBL | GFS



12x8x16
Solid

P | C | SF | GF | SBL | GFS

SHAPES | 12-INCH CMU

FOR MORE INFORMATION
Call 1-800-289-2562
or visit basalite-cmu.com



COLORS | PRECISION

FOR MORE INFORMATION
Call 1-800-289-2562
or visit basalite-cmu.com






BASE COLOR



STANDARD COLORS



STANDARD COLORS



PREMIUM COLORS






COLORS | COMB

FOR MORE INFORMATION
Call 1-800-289-2562
or visit basalite-cmu.com









BASE COLOR





STANDARD COLORS



STANDARD COLORS




PREMIUM COLORS





COLORS | SPLIT FACE

FOR MORE INFORMATION
Call 1-800-289-2562
or visit basalite-cmu.com













BASE COLORS



STANDARD COLORS



STANDARD COLORS




PREMIUM COLORS













COLORS | GROUND FACE

FOR MORE INFORMATION
Call 1-800-289-2562
or visit basalite-cmu.com











BASE COLORS




STANDARD COLORS



STANDARD COLORS



PREMIUM COLORS



COLORS | MORTAR

FOR MORE INFORMATION
Call 1-800-289-2562
or visit basalite-cmu.com

10X Mortar	10H Mortar	10A Mortar
20X Mortar	20H Mortar	20A Mortar
22X Mortar	22H Mortar	22A Mortar
25X Mortar	25H Mortar	25A Mortar
30X Mortar	30H Mortar	30A Mortar
32X Mortar	32H Mortar	32A Mortar
33X Mortar	33H Mortar	33A Mortar
35X Mortar	35H Mortar	35A Mortar
37X Mortar	37H Mortar	37A Mortar
40X Mortar	40H Mortar	40A Mortar
41X Mortar	41H Mortar	41A Mortar
44X Mortar	44H Mortar	44A Mortar
45X Mortar	45H Mortar	45A Mortar
50X Mortar	50H Mortar	50A Mortar
70X Mortar	70H Mortar	70A Mortar
80X Mortar	80H Mortar	80A Mortar
85X Mortar	85H Mortar	85A Mortar
94X Mortar	94H Mortar	94A Mortar
97X Mortar	97H Mortar	97A Mortar

TEXTURES

FOR MORE INFORMATION
Call 1-800-289-2562
or visit basalite-cmu.com




P | PRECISION
Smooth-faced and straight-edged.



C | COMB
Smooth-face with comb texture.



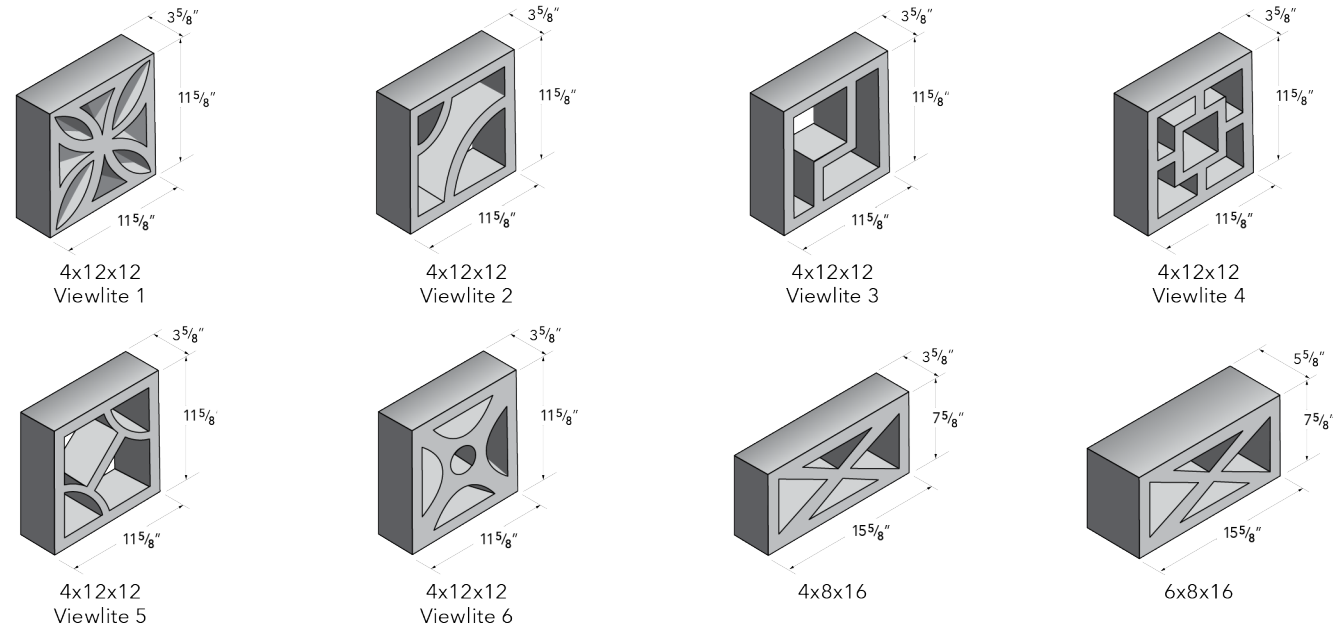
SF | SPLIT FACE
Rough, uneven texture with exposed aggregate.



GF | GROUND FACE
Ground smooth to expose the natural color of the aggregates.

SPECIALTY | SCREEN BLOCK


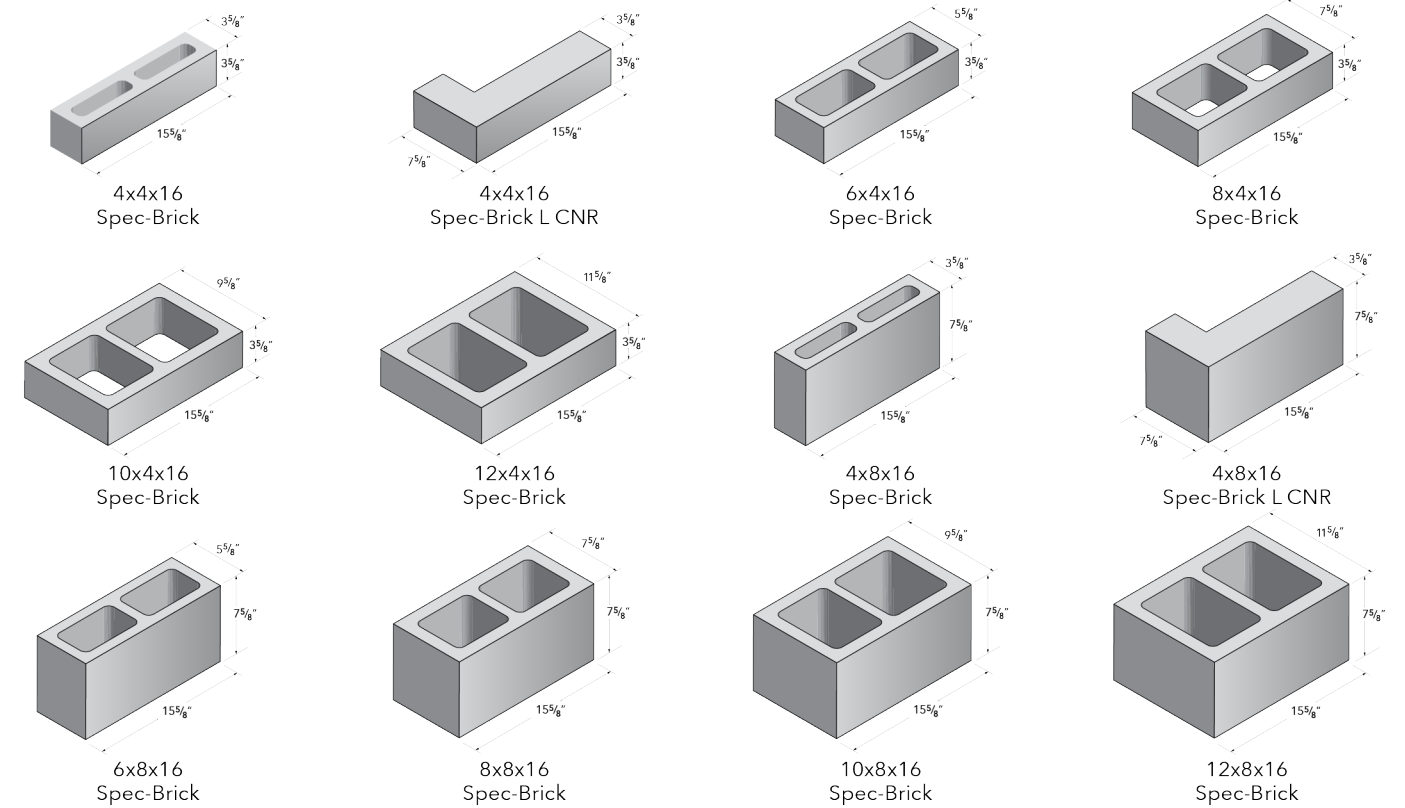
FOR MORE INFORMATION
Call 1-800-289-2562
or visit basalite-cmu.com



*Special order only, limited colors available.

SPECIALTY | SPEC-BRICK®

FOR MORE INFORMATION
Call 1-800-289-2562
or visit basalite-cmu.com



COLORS | SPEC-BRICK®





 **BASALITE**[®]
Concrete Products

1801 S Rollie Avenue
Ft. Lupton, CO 80621
303-292-2345

5170 Kalamath Street
Denver, CO 80221
303-783-3864

3255 Drennan Road
Colorado Springs, CO 80910
719-390-5477

WWW.BASALITE.COM

ALBERTA • BRITISH COLUMBIA • CALIFORNIA • COLORADO • IDAHO • NEVADA • OREGON • WASHINGTON

©2022 Basalite® Concrete Products, LLC. All trademarks ® are registered trademarks.